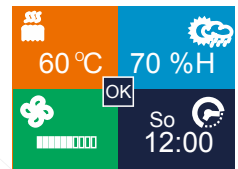

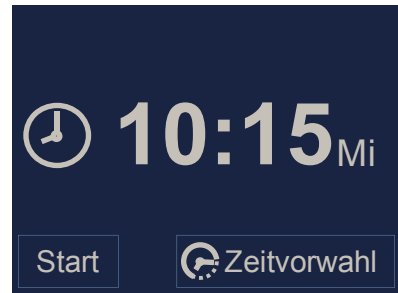


Sauna control Clima Lux Touch

L105CLT (10,5kW)

A sauna control with 3.5" TFT touch display and capability of control over:

- Sauna stove;
- Steam generator;
- Fan;
- Light;



- Delayed start time adjustment;
- Automatic detection of humidity sensor;
- Optional sauna door safety monitoring.

Sauna control Clima LUX Touch

Technical data:

- 16-Bit Microprocessor temperature and humidity regulator;
- Two temperature sensors (a stove temperature sensor and a bench temperature sensor);
- Humidity sensor (automatic detection);
- Output for heater control: Power 400V, 3N 50 Hz/60Hz; Single phase switching capacity: 3,5kW, max. switching capacity: 10,5kW;
- Temperature adjustment range: 40°C - 105°C, step 1°C;°C;
- Output for steam generator control: max. output power 3,5 kW, steam adjustment range: 10-100%, adjustment step: 1% (single phase);
- Output for fan control: max. fan power 100W (single phase), optional fan speed adjustment range: 0-100%, adjustment step: 10%;
- Output for switching ON/OFF the light, max. output power 100W;
- Delayed start time adjustment: up to 168 h. , time adjustment step: 1min;
- Automated stove turn off in case of failed component;
- Color 3.5 "TFT display 320h240px to indicate the current temperature and humidity in the sauna cabin, time to start, the selected temperature, humidity, fan speed, and information about errors and events;
- Cabin light turn on/off button;
- Drying programme;
- Sauna door safety monitoring (optional);
- Automated turn Off after 6 hours max operating time.